

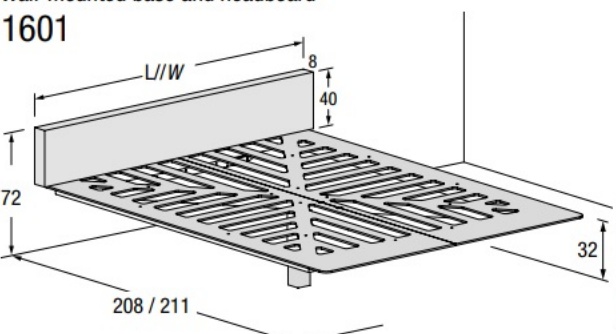
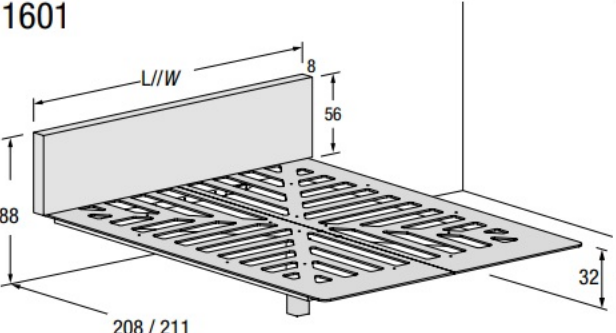
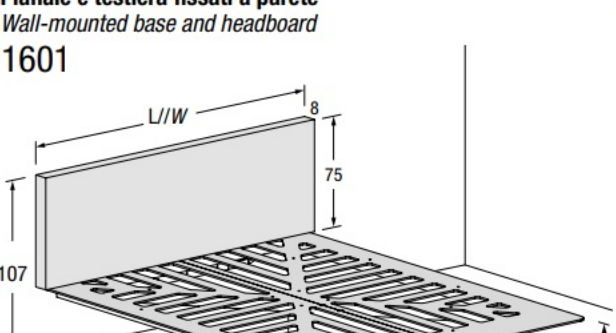
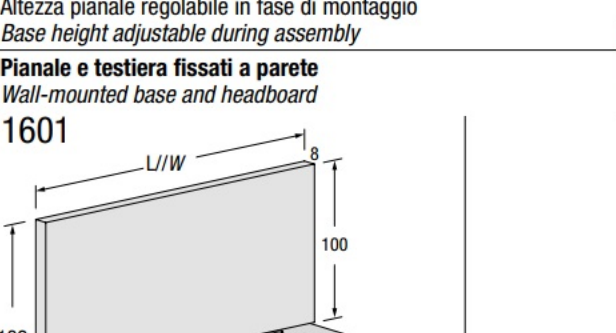


FLUTTUA
THE FLOATING BED

FLUTTUA BED

PIANALE: FISSATO A PARETE, TESTIERA: FISSATA A PARETE//BASE: WALL-MOUNTED, HEADBOARD: WALL-MOUNTED

 Categorie **A:** Tessuto cliente. **B:** Darwin. Please, Ecopelle Bloom. **C:** Francis, Axum, Barkley, Frosty, Penny, Barnum. **P:** Pelle Panama.
 Categories **A:** Customer's fabric. **B:** Darwin. Please, Bloom Faux leather. **C:** Francis, Axum, Barkley, Frosty, Penny, Barnum. **P:** Panama leather.

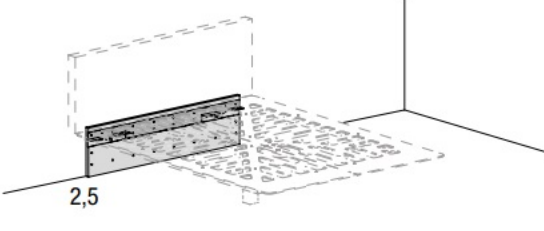
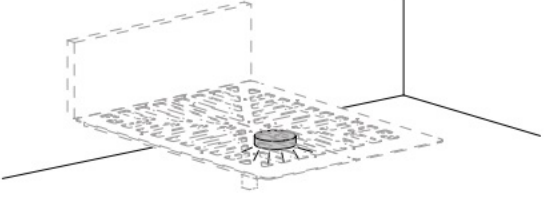
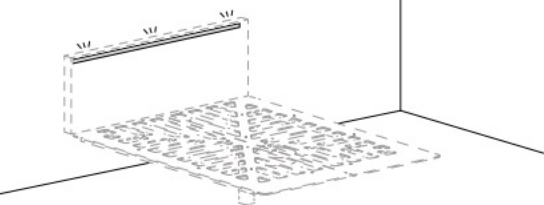
Descrizione/Description	Materasso Mattress	L/W	P/D	A/H	Codice Code	A	B	C	P	m	m ²
Pianale e testiera fissati a parete Wall-mounted base and headboard 1601  Altezza pianale regolabile in fase di montaggio Base height adjustable during assembly	100 x 200	100	208	72	FLU0410						
	120 x 200	120	208	72	FLU0420						
	150 x 200	150	208	72	FLU0430						
	Q 152 x 203	152	211	72	FLU0440						
	160 x 200	160	208	72	FLU0450						
	180 x 200	180	208	72	FLU0460						
	K 193 x 203	193	211	72	FLU0470						
Pianale e testiera fissati a parete Wall-mounted base and headboard 1601  Altezza pianale regolabile in fase di montaggio Base height adjustable during assembly	100 x 200	100	208	88	FLU0610						
	120 x 200	120	208	88	FLU0620						
	150 x 200	150	208	88	FLU0630						
	Q 152 x 203	152	211	88	FLU0640						
	160 x 200	160	208	88	FLU0650						
	180 x 200	180	208	88	FLU0660						
	K 193 x 203	193	211	88	FLU0670						
Pianale e testiera fissati a parete Wall-mounted base and headboard 1601  Altezza pianale regolabile in fase di montaggio Base height adjustable during assembly	100 x 200	100	208	107	FLU0710						
	120 x 200	120	208	107	FLU0720						
	150 x 200	150	208	107	FLU0730						
	Q 152 x 203	152	211	107	FLU0740						
	160 x 200	160	208	107	FLU0750						
	180 x 200	180	208	107	FLU0760						
	K 193 x 203	193	211	107	FLU0770						
Pianale e testiera fissati a parete Wall-mounted base and headboard 1601  Altezza pianale regolabile in fase di montaggio Base height adjustable during assembly	100 x 200	100	208	132	FLU1010						
	120 x 200	120	208	132	FLU1020						
	150 x 200	150	208	132	FLU1030						
	Q 152 x 203	152	211	132	FLU1040						
	160 x 200	160	208	132	FLU1050						
	180 x 200	180	208	132	FLU1060						
	K 193 x 203	193	211	132	FLU1070						

 Imbottitura e tessuti ignifughi disponibili su richiesta.
 Fire-resistant padding and fabrics available on request.

 Le testiere in pelle alte 75 e 100 cm sono realizzate con 2 cuciture
 Leather headboards 75 and 100 cm H have 2 stitchings

FLUTTUA BED

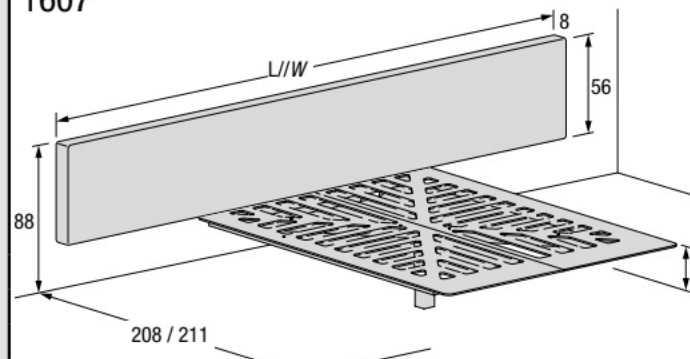
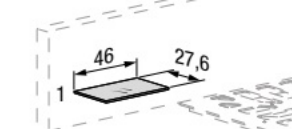
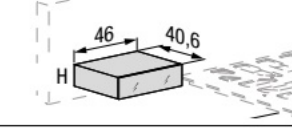
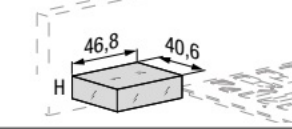
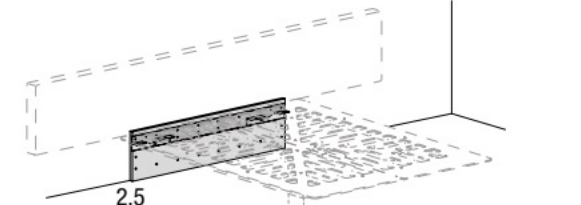
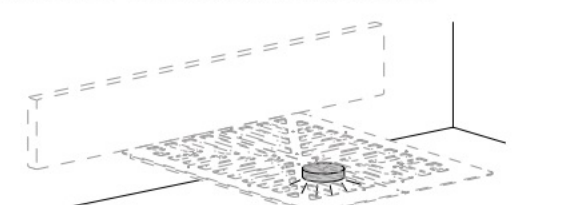
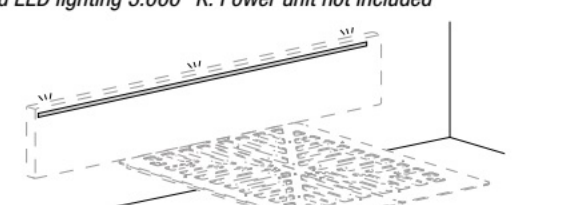
PIANALE: FISSATO A PARETE, TESTIERA: FISSATA A PARETE//BASE: WALL-MOUNTED, HEADBOARD: WALL-MOUNTED

Descrizione/Description	Profondità Depth	Materasso Mattress	Codice Code	Laccato bianco Lacquered bianco	
Pannello per fissaggio a parete cartongesso Panel for fixing to plasterboard wall Pannello da tagliare sotto in base all'altezza di montaggio del letto. Panel to be cut underneath, according to the bed fitting height. 	2,5	100 x 200	FLU201		
		120 x 200			
		150 x 200	FLU202		
		Q 152 x 203			
		160 x 200			
		K 193 x 203			
Illuminazione sottopianale - lampada a led 3000°K, senza interruttore. Lighting under bedflat - 3000°K LED bulb, without switch. 	27	6	LET209		
		Maggiorazione per 110v Extra cost for 110v			RID041
Illuminazione a LED per testiera 3.000° K. Alimentatore non incluso Headboard LED lighting 3.000° K. Power unit not included 	Larghezza Width	11	LET210	Illuminazione Lighting	
		14			LET211
		17			LET212
		17			LET213
		18			LET214
		20			LET215
		22			LET216
Alimentatore 24V, 4 uscite Power unit 24V, 4 outputs		100 W	CU1710		
		80 W a 110V per mercato USA 80 W with 110V for US market			CU1711
Radiocomando dimmer opzionale Optional dimmer remote control		24V max 144 W	CU1801		

FLUTTUA BED

PIANALE: FISSATO A PARETE, TESTIERA: FISSATA A PARETE//BASE: WALL-MOUNTED, HEADBOARD: WALL-MOUNTED

Categorie **A:** Tessuto cliente. **B:** Darwin. Please, Ecopelle Bloom. **C:** Francis, Axum, Barkley, Frosty, Penny, Barnum. **P:** Pelle Panama.
 Categories **A:** Customer's fabric. **B:** Darwin. Please, Bloom Faux leather. **C:** Francis, Axum, Barkley, Frosty, Penny, Barnum. **P:** Panama leather.

Descrizione/Description	L/W	Materasso Mattress	P/D	A/H	Codice Code	A	B	C	P	m ²
Pianale e testiera fissati a parete Wall-mounted base and headboard 1607 										
Altezza pianale regolabile in fase di montaggio Base height adjustable during assembly	303	150x200	208	88	FLU2530					
		Q 152x203	211	88	FLU2540					
		160x200	208	88	FLU2550					
		180x200	208	88	FLU2560					
	333	K 193x203	211	88	FLU2570					
Mensola in vetro Glass shelf 	L/W	P/D	A/H	Codice Code	Vetro lucido Polished glass	Vetro opaco Matt glass	XGlass			
	46	27,6	1	AIL750						
Comodino 36e8 con cassetto 36e8 bedside table with drawer 	L/W	P/D	A/H	Codice Code	Vetro lucido Polished glass	Vetro opaco Matt glass	XGlass	Wildwood*		
*Struttura in Rovere Gentile *Gentle oak structure	46	40,6	13,8	T4460						
	46	40,6	18,4	T4400						
Comodino Materia con cassetto Materia bedside table with drawer 	L/W	P/D	A/H	Codice Code	Vetro lucido Polished glass	Vetro opaco Matt glass	XGlass			
	46,8	40,6	14,2	107007						
	46,8	40,6	18,8	107005						
Pannello per fissaggio a parete cartongesso Panel for fixing to plasterboard wall Pannello da tagliare sotto in base all'altezza di montaggio del letto. Panel to be cut underneath, according to the bed fitting height. 	Profondità Depth	Materasso Mattress	Codice Code	Laccato bianco Lacquered bianco						
	2,5	150 x 200 Q 152 x 203 160 x 200 180 x 200 K 193 x 203	FLU202							
Illuminazione sottopianale - lampada a led 3000°K, senza interruttore. Lighting under bedflat - 3000°K LED bulb, without switch. 	Diametro Diameter	Watt	Codice Code	Illuminazione Lighting						
Maggiorazione per 110v Extra cost for 110v	27	6	LET209							
			RID041							
Illuminazione a LED per testiera 3.000° K. Alimentatore non incluso Headboard LED lighting 3.000° K. Power unit not included 	Larghezza Width	Watt	Codice Code	Illuminazione Lighting						
Supporto per LED sp. 1,9 cm. LED support 1,9 cm thick.	303	34	LET217							
	333	37	LET218							
Alimentatore 24V, 4 uscite Power unit 24V, 4 outputs		100 W	CU1710							
		80 W a 110V per mercato USA 80 W with 110V for US market	CU1711							
Radiocomando dimmer opzionale Optional dimmer remote control		24V max 144 W	CU1801							

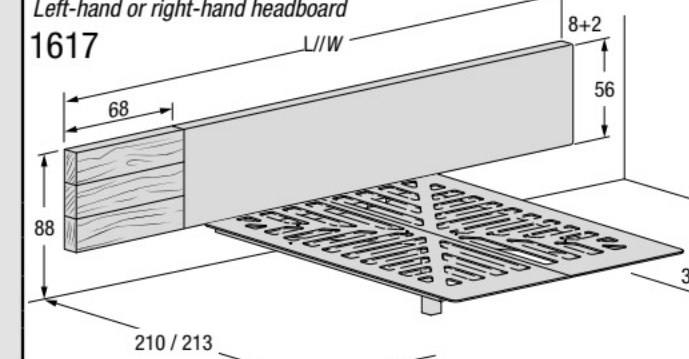
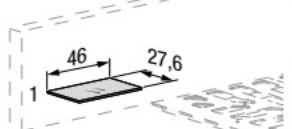
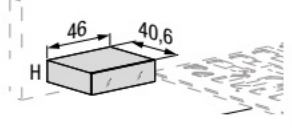
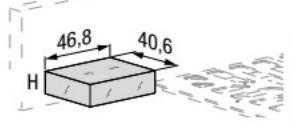
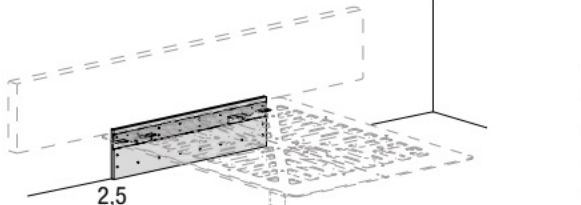
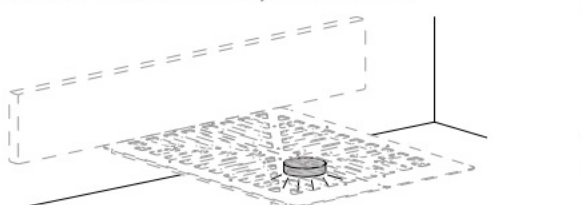
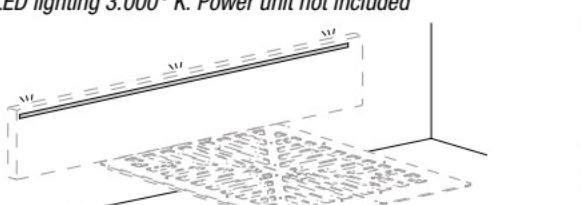
Imbottitura e tessuti ignifughi disponibili su richiesta.
Fire-resistant padding and fabrics available on request.

Le testiere in pelle sono realizzate con 2 cuciture.
Leather headboards have 2 stitchings.

FLUTTUA BED

PIANALE: FISSATO A PARETE, TESTIERA: FISSATA A PARETE//BASE: WALL-MOUNTED, HEADBOARD: WALL-MOUNTED

Categorie **A:** Tessuto cliente. **B:** Darwin. Please, Ecopelle Bloom. **C:** Francis, Axum, Barkley, Frosty, Penny, Barnum. **P:** Pelle Panama.
 Categories **A:** Customer's fabric. **B:** Darwin. Please, Bloom Faux leather. **C:** Francis, Axum, Barkley, Frosty, Penny, Barnum. **P:** Panama leather.

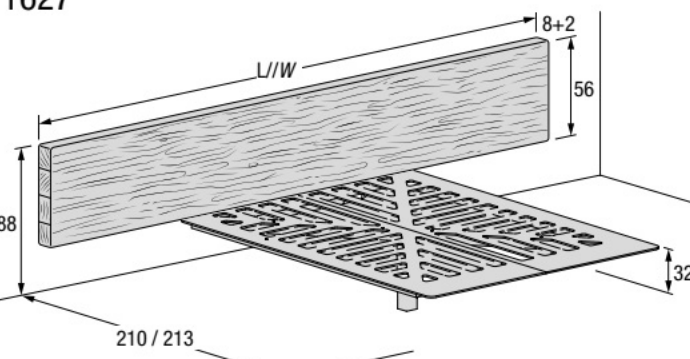
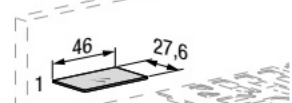
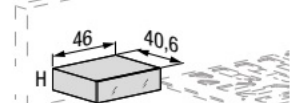
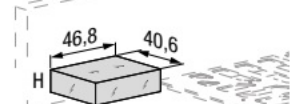
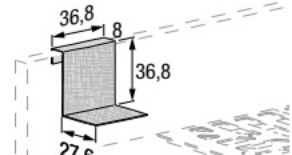
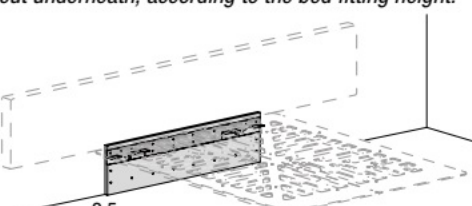
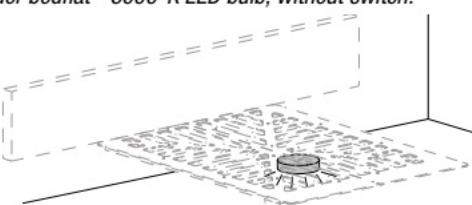
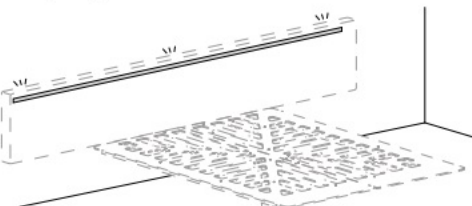

Descrizione/Description	L/W	Materasso Mattress	P/D	A/H	Codice Code	A	B	C	P	m ²
Pianale e testiera fissati a parete Testiera destra o sinistra Wall-mounted base and headboard Left-hand or right-hand headboard 1617 										
Altezza pianale regolabile in fase di montaggio Base height adjustable during assembly	303	150x200	210	88						
		Q 152x203	213	88						
		160x200	210	88						
		180x200	210	88						
	333	K 193x203	213	88						
Esempio testiera sinistra/Example of left-hand headboard Maggiorazione per foro grezzo Surcharge for rough holes										
Mensola in vetro Glass shelf 	L/W	P/D	A/H	Codice Code	Vetro lucido Polished glass	Vetro opaco Matt glass	XGlass			
	46	27,6	1	AIL750						
Comodino 36e8 con cassetto 36e8 bedside table with drawer 	L/W	P/D	A/H	Codice Code	Vetro lucido Polished glass	Vetro opaco Matt glass	XGlass	Wildwood*		
*Struttura in Rovere Gentile *Gentle oak structure	46	40,6	13,8	T4460						
	46	40,6	18,4	T4400						
Comodino Materia con cassetto Materia bedside table with drawer 	L/W	P/D	A/H	Codice Code	Vetro lucido Polished glass	Vetro opaco Matt glass	XGlass			
	46,8	40,6	14,2	107007						
	46,8	40,6	18,8	107005						
Pannello per fissaggio a parete cartongesso Panel for fixing to plasterboard wall Pannello da tagliare sotto in base all'altezza di montaggio del letto. Panel to be cut underneath, according to the bed fitting height. 	Profondità Depth	Materasso Mattress	Codice Code	Laccato bianco Lacquered bianco						
	2,5	150 x 200 Q 152 x 203 160 x 200 180 x 200 K 193 x 203	FLU202							
Illuminazione sottopianale - lampada a led 3000°K, senza interruttore. Lighting under bedflat - 3000°K LED bulb, without switch. 	Diametro Diameter	Watt	Codice Code	Illuminazione Lighting						
Maggiorazione per 110v Extra cost for 110v	27	6	LET209							
			RID041							
Illuminazione a LED per testiera 3.000° K. Alimentatore non incluso Headboard LED lighting 3.000° K. Power unit not included 	Larghezza Width	Watt	Codice Code	Illuminazione Lighting						
	303	34	LET217							
	333	37	LET218							
Alimentatore 24V, 4 uscite Power unit 24V, 4 outputs		100 W	CU1710							
		80 W a 110V per mercato USA 80 W with 110V for US market	CU1711							
Radiocomando dimmer opzionale Optional dimmer remote control		24V max 144 W	CU1801							

Imbottitura e tessuti ignifughi disponibili su richiesta.
Fire-resistant padding and fabrics available on request.

Le testiere in pelle sono realizzate con una cucitura.
Leather headboards are made with a seam.

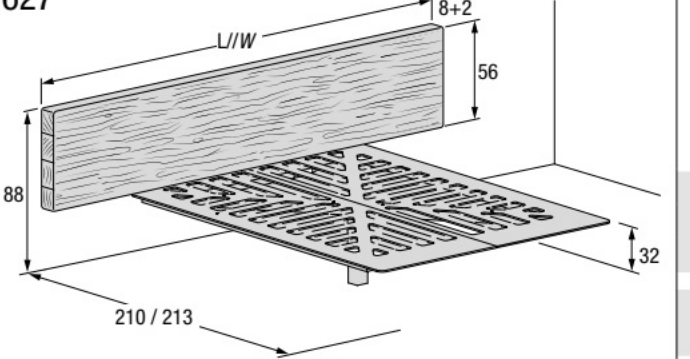
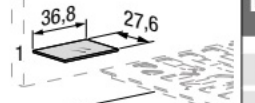
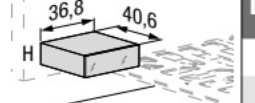
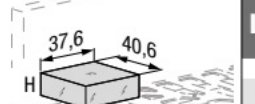
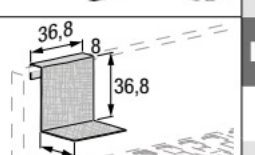
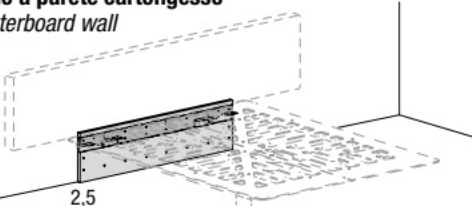
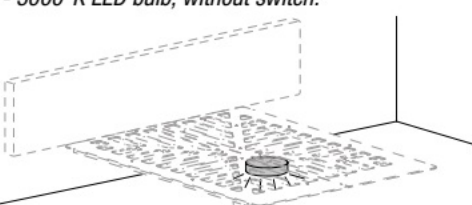
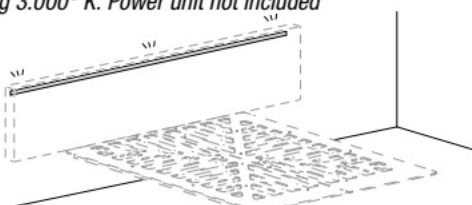

FLUTTUA WILDWOOD BED PIANALE: FISSATO A PARETE, TESTIERA: FISSATA A PARETE//BASE: WALL-MOUNTED, HEADBOARD: WALL-MOUNTED

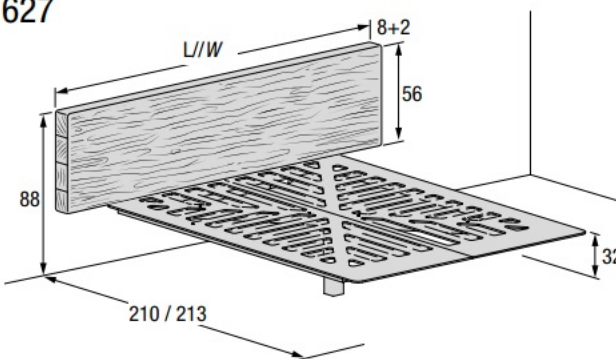
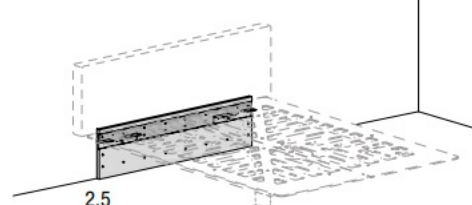
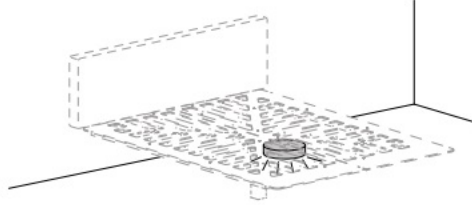
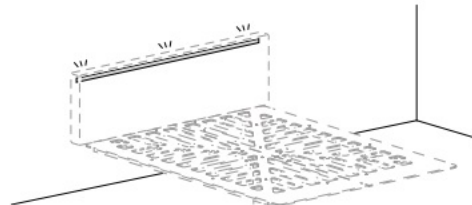
Categorie **A:** Tessuto cliente. **B:** Darwin. Please, Ecopelle Bloom. **C:** Francis, Axum, Barkley, Frosty, Penny, Barnum. **P:** Pelle Panama.
 Categories **A:** Customer's fabric. **B:** Darwin. Please, Bloom Faux leather. **C:** Francis, Axum, Barkley, Frosty, Penny, Barnum. **P:** Panama leather.

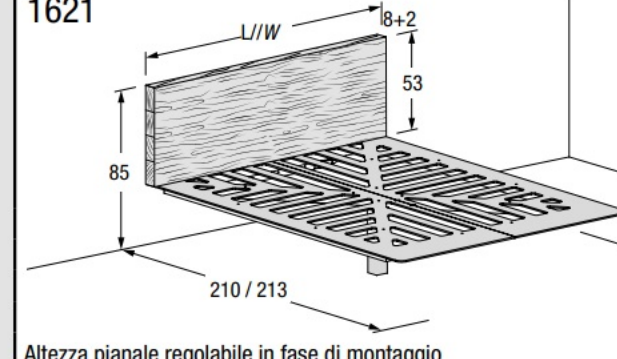
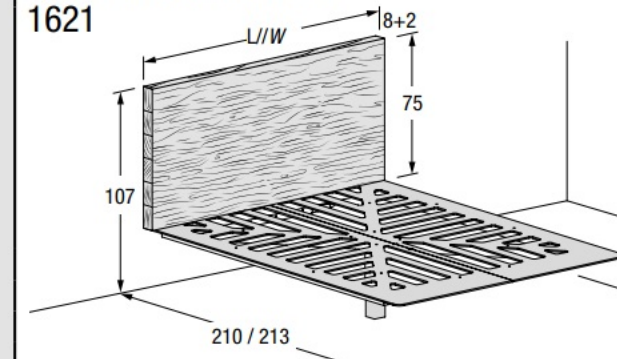
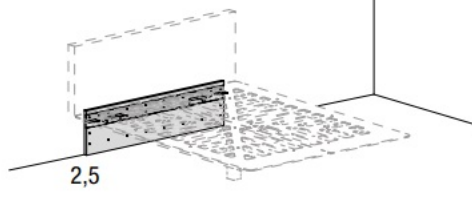
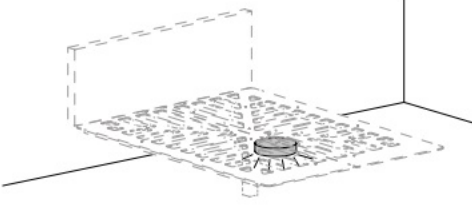
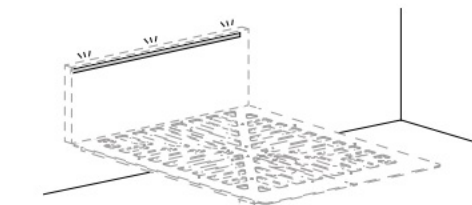
Descrizione/Description	L/W	Materasso Mattress	P/I/D	A/H	Codice Code	Wildwood		
Pianale e testiera fissati a parete Wall-mounted base and headboard 1627 	303*	150x200 Q 152x203 160x200	210 213 210	88 88 88	FLU6510 FLU6520 FLU6530			
	* Disponibile anche in larghezza 294,4 cm, senza sovrapprezzo Available in width 294,4 cm, no surcharge							
	333**	180x200 K 193x203	210 213	88 88	FLU6540 FLU6550			
	** Disponibile anche in larghezza 314 cm, senza sovrapprezzo Available in width 314 cm, no surcharge							
Maggiorazione per foro grezzo Surcharge for rough holes					RD0143			
Altezza pianale regolabile in fase di montaggio Base height adjustable during assembly								
Mensola in vetro Glass shelf 	L/W	P/I/D	A/H	Codice Code	Vetro lucido Polished glass	Vetro opaco Matt glass	XGlass	
	46	27,6	1	AIL750	215	243		
Comodino 36e8 con cassetto 36e8 bedside table with drawer *Struttura in Rovere Gentile *Gentle oak structure 	L/W	P/I/D	A/H	Codice Code	Vetro lucido Polished glass	Vetro opaco Matt glass	XGlass	Wildwood*
	46	40,6	13,8	T4460	594	601		
46	40,6	18,4	T4400	623	634			
Comodino Materia con cassetto Materia bedside table with drawer 	L/W	P/I/D	A/H	Codice Code	Vetro lucido Polished glass	Vetro opaco Matt glass	XGlass	
	46,8	40,6	14,2	107007	668	696		
46,8	40,6	18,8	107005	711	748			
Mensola rivestita in tessuto Fabric-covered shelf 	L/W	P/I/D	A/H	Codice Code	A	B	C	P
	36,8	27,6	36,8	AIL734				
Pannello per fissaggio a parete cartongesso Pannello da tagliare sotto in base all'altezza di montaggio del letto. Panel for fixing to plasterboard wall Panel to be cut underneath, according to the bed fitting height. 	Profondità Depth	Materasso Mattress	Codice Code	Laccato bianco Lacquered bianco				
	2,5	150 x 200 Q 152 x 203 160 x 200 180 x 200 K 193 x 203	FLU204					
Illuminazione sottopianale - lampada a led 3000°K, senza interruttore. Lighting under bedflat - 3000°K LED bulb, without switch. 	Diametro Diameter	Watt	Codice Code	Illuminazione Lighting				
	27	6	LET209					
Maggiorazione per 110v Extra cost for 110v				RID041				
Illuminazione a LED per testiera 3.000° K. Alimentatore non incluso Headboard LED lighting 3.000° K. Power unit not included 	Larghezza Width	Watt	Codice Code	Illuminazione Lighting				
	303	34	LET217					
333	37	LET218						
Alimentatore 24V, 4 uscite Power unit 24V, 4 outputs 	100 W		CU1710					
	80 W a 110V per mercato USA 80 W with 110V for US market		CU1711					
Radiocomando dimmer opzionale Optional dimmer remote control 24V max 144 W			CU1801					

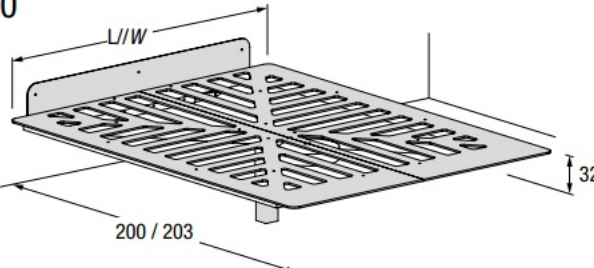
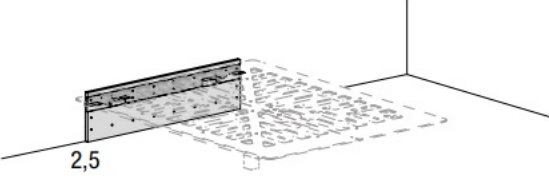
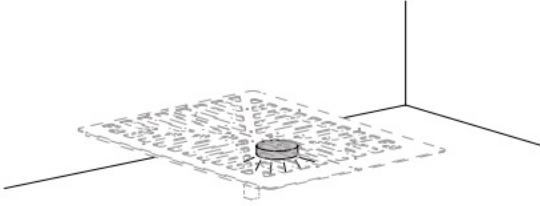
FLUTTUA WILDWOOD BED PIANALE: FISSATO A PARETE, TESTIERA: FISSATA A PARETE//BASE: WALL-MOUNTED, HEADBOARD: WALL-MOUNTED

Categorie **A:** Tessuto cliente. **B:** Darwin. Please, Ecopelle Bloom. **C:** Francis, Axum, Barkley, Frosty, Penny, Barnum. **P:** Pelle Panama.
 Categories **A:** Customer's fabric. **B:** Darwin. Please, Bloom Faux leather. **C:** Francis, Axum, Barkley, Frosty, Penny, Barnum. **P:** Panama leather.

Descrizione/Description	L/W	Materasso Mattress	P/I/D	A/H	Codice Code	Wildwood		
Pianale e testiera fissati a parete Wall-mounted base and headboard 1627 	264	150x200 Q 152x203 160x200	210 213 210	88 88 88	FLU7510 FLU7520 FLU7530			
	* Disponibile anche in larghezza 294,4 cm, senza sovrapprezzo Available in width 294,4 cm, no surcharge							
	294,4	180x200 K 193x203	210 213	88 88	FLU7540 FLU7550			
	Maggiorazione per foro grezzo Surcharge for rough holes					RD0143		
Altezza pianale regolabile in fase di montaggio Base height adjustable during assembly								
Mensola in vetro Glass shelf 	L/W	P/I/D	A/H	Codice Code	Vetro lucido Polished glass	Vetro opaco Matt glass	XGlass	
	36,8	27,6	1	Q50002	165	175		
Comodino 36e8 con cassetto 36e8 bedside table with drawer *Struttura in Rovere Gentile *Gentle oak structure 	L/W	P/I/D	A/H	Codice Code	Vetro lucido Polished glass	Vetro opaco Matt glass	XGlass	Wildwood*
	36,8	40,6	13,8	T4461	516	664		
36,8	40,6	18,4	T4401	516	664			
Comodino Materia con cassetto Materia bedside table with drawer 	L/W	P/I/D	A/H	Codice Code	Vetro lucido Polished glass	Vetro opaco Matt glass	XGlass	
	37,6	40,6	14,2	107006	653	679		
37,6	40,6	18,8	107004	695	724			
Mensola rivestita in tessuto Fabric-covered shelf 	L/W	P/I/D	A/H	Codice Code	A	B	C	P
	36,8	27,6	36,8	AIL734				
Pannello per fissaggio a parete cartongesso Panel for fixing to plasterboard wall 	Profondità Depth	Materasso Mattress	Codice Code	Laccato bianco Lacquered bianco				
	2,5	150 x 200 Q 152 x 203 160 x 200 180 x 200 K 193 x 203	FLU204					
Illuminazione sottopianale - lampada a led 3000°K, senza interruttore. Lighting under bedflat - 3000°K LED bulb, without switch. 	Diametro Diameter	Watt	Codice Code	Illuminazione Lighting				
	27	6	LET209					
Maggiorazione per 110v Extra cost for 110v				RID041				
Illuminazione a LED per testiera 3.000° K. Alimentatore non incluso Headboard LED lighting 3.000° K. Power unit not included 	Larghezza Width	Watt	Codice Code	Illuminazione Lighting				
	264	29	LET219					
294,4	32	LET222						
Alimentatore 24V, 4 uscite Power unit 24V, 4 outputs 	30 W		CU1703					
	100 W		CU1710					
80 W a 110V per mercato USA 80 W with 110V for US market		CU1711						
Radiocomando dimmer opzionale Optional dimmer remote control 24V max 144 W			CU1801					

Descrizione/Description	L/W	Materasso Mattress	P/D	A/H	Codice Code	Wildwood	
Pianale e testiera fissati a parete Wall-mounted base and headboard 1627  <p>Altezza pianale regolabile in fase di montaggio Base height adjustable during assembly</p>	184	150x200	210	88	FLU1810		
		Q 152x203	213	88	FLU1820		
		160x200	210	88	FLU1830		
		180x200	210	88	FLU1840		
		220,8	150x200	210	88	FLU2210	
		Q 152x203	213	88	FLU2220		
	160x200	210	88	FLU2230			
	180x200	210	88	FLU2240			
	Pannello per fissaggio a parete cartongesso Pannello da tagliare sotto in base all'altezza di montaggio del letto. Panel for fixing to plasterboard wall Panel to be cut underneath, according to the bed fitting height. 	Profondità Depth	Materasso Mattress	Codice Code	Laccato bianco Lacquered bianco		
		2,5	150 x 200 Q 152 x 203 160 x 200 180 x 200	FLU204			
Illuminazione sottopianale - lampada a led 3000°K, senza interruttore. Lighting under bedflat - 3000°K LED bulb, without switch. 		Diametro Diameter	Watt	Codice Code	Illuminazione Lighting		
		27	6	LET209			
Maggiorazione per 110v Extra cost for 110v			RID041				
Illuminazione a LED per testiera 3.000° K. Alimentatore non incluso Headboard LED lighting 3.000° K. Power unit not included 	Larghezza Width	Watt	Codice Code	Illuminazione Lighting			
	184	20	LET220				
	220	24	LET221				
	30 W			CU1703			
Alimentatore 24V, 4 uscite Power unit 24V, 4 outputs 80 W a 110V per mercato USA 80 W with 110V for US market			CU1711				
Radiocomando dimmer opzionale Optional dimmer remote control 24V max 144 W			CU1801				

Descrizione/Description	L/W	Materasso Mattress	P/D	A/H	Codice Code	Wildwood		
Pianale e testiera fissati a parete Wall-mounted base and headboard 1621  <p>Altezza pianale regolabile in fase di montaggio Base height adjustable during assembly</p>	150	150 x 200	210	85	FLU1510			
	152	Q 150 x 203	213	85	FLU1520			
	160	160 x 200	210	85	FLU1530			
	180	180 x 200	210	85	FLU1540			
	193	K 193 x 203	213	85	FLU1550			
	Pianale e testiera fissati a parete Wall-mounted base and headboard 1621  <p>Altezza pianale regolabile in fase di montaggio Base height adjustable during assembly</p>	L/W	Materasso Mattress	P/D	A/H	Codice Code	Wildwood	
150		150 x 200	210	107	FLU1710			
152		Q 150 x 203	213	107	FLU1720			
160		160 x 200	210	107	FLU1730			
180		180 x 200	210	107	FLU1740			
193		K 193 x 203	213	107	FLU1750			
Pannello per fissaggio a parete cartongesso Panel for fixing to plasterboard wall Pannello da tagliare sotto in base all'altezza di montaggio del letto. Panel to be cut underneath, according to the bed fitting height. 		Materasso Mattress	Profondità Depth	Codice Code	Laccato bianco Lacquered bianco			
		150x200 Q 152x200 160x200 180x200 K 193x200	2,5	FLU204				
		Illuminazione sottopianale - lampada a led 3000°K, senza interruttore. Lighting under bedflat - 3000°K LED bulb, without switch. 	Diametro Diameter	Watt	Codice Code	Illuminazione Lighting		
			27	6	LET209			
	Maggiorazione per 110v Extra cost for 110v			RID041				
Illuminazione a LED per testiera 3.000° K. Alimentatore non incluso Headboard LED lighting 3.000° K. Power unit not included 	Larghezza Width	Watt	Codice Code	Illuminazione Lighting				
	150	17	LET212					
	152	17	LET213					
	160	18	LET214					
180	20	LET215						
193	22	LET216						
Alimentatore 24V, 4 uscite Power unit 24V, 4 outputs 80 W a 110V per mercato USA 80 W with 110V for US market			CU1703					
Radiocomando dimmer opzionale Optional dimmer remote control 24V max 144 W			CU1801					

Descrizione/Description	Materasso Mattress	L/W	P/D	A/H	Codice Code	Pianale con struttura Platform with structure		
<p>Pianale fissato a parete <i>Wall-mounted base</i></p> <p>1600</p>  <p>Altezza pianale regolabile in fase di montaggio <i>Base height adjustable during assembly</i></p>								
<p>Pannello per fissaggio a parete cartongesso <i>Panel for fixing to plasterboard wall</i></p> <p>Pannello da tagliare sotto in base all'altezza di montaggio del letto. <i>Panel to be cut underneath, according to the bed fitting height.</i></p> 	Profondità <i>Depth</i>	Materasso <i>Mattress</i>	Codice <i>Code</i>	Laccato bianco <i>Lacquered bianco</i>				
<p>Illuminazione sottopianale - lampada a led 3000°K, senza interruttore. <i>Lighting under bedflat - 3000°K LED bulb, without switch.</i></p> 	Diametro <i>Diameter</i>	Watt	Codice <i>Code</i>	Illuminazione <i>Lighting</i>				
	2,5	100 x 200 120 x 200 150 x 200 Q 152 x 203 160 x 200 180 x 200 K 193 x 203	FLU201 FLU202		27	6	LET209	
		Maggiorazione per 110v <i>Extra cost for 110v</i>	RID041					

LIVINGSPEACEUK.COM

FULHAM

53-55 FULHAM HIGH STREET
LONDON, SW6 3JJ

+44(0) 207 731 1180

ISLINGTON

36 CROSS STREET
LONDON, N1 2BG

+44(0) 207 359 3950

LIVINGSPACE
& PARTNERS